

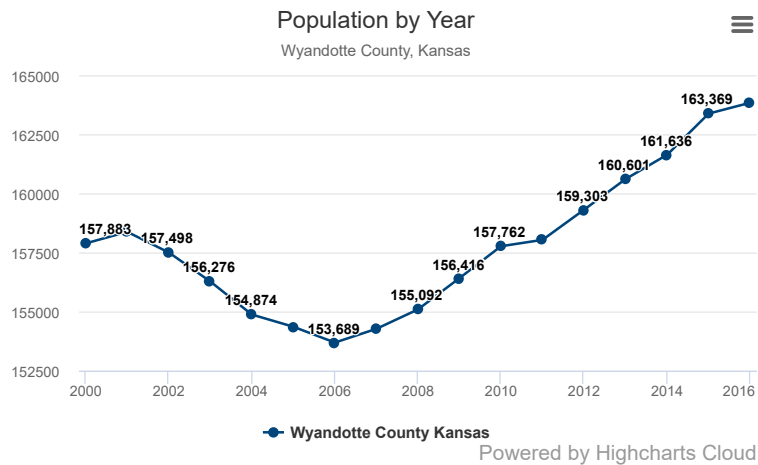


## Wyandotte County, Kansas

### Demographics

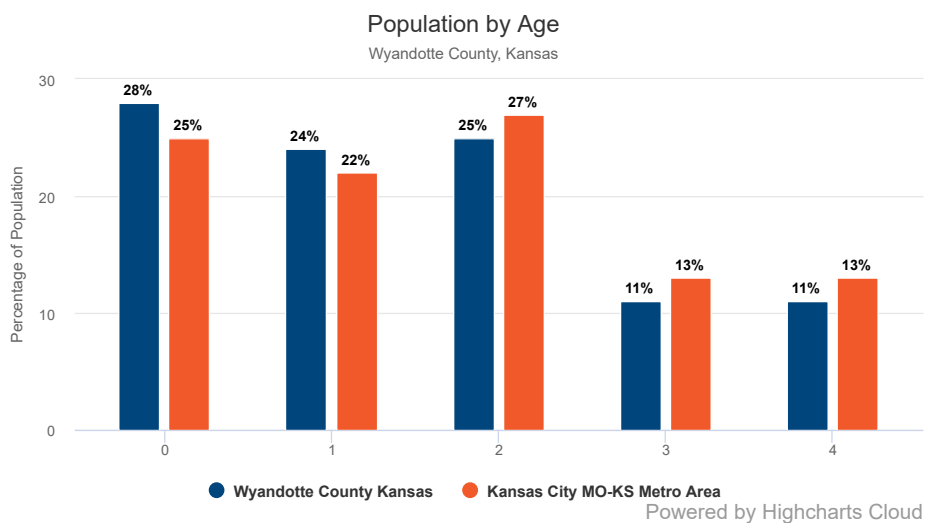
Wyandotte County, Kansas, saw a growth rate of 4 percent since 2000 and its population now stands at 163,831. For more information on Wyandotte County, please visit [www.wyedc.org](http://www.wyedc.org).

### Population by Year



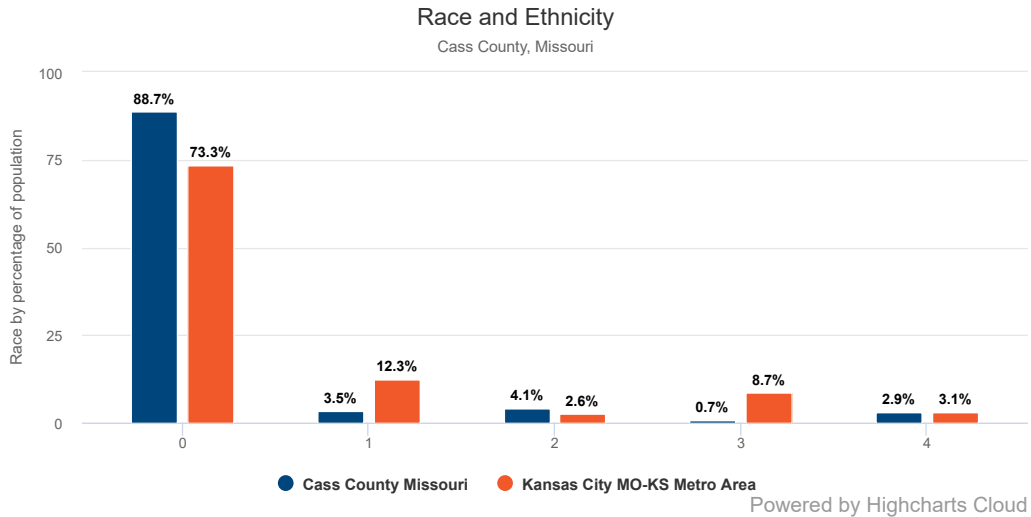
Source: U.S. Census, 2016

### Population by Age



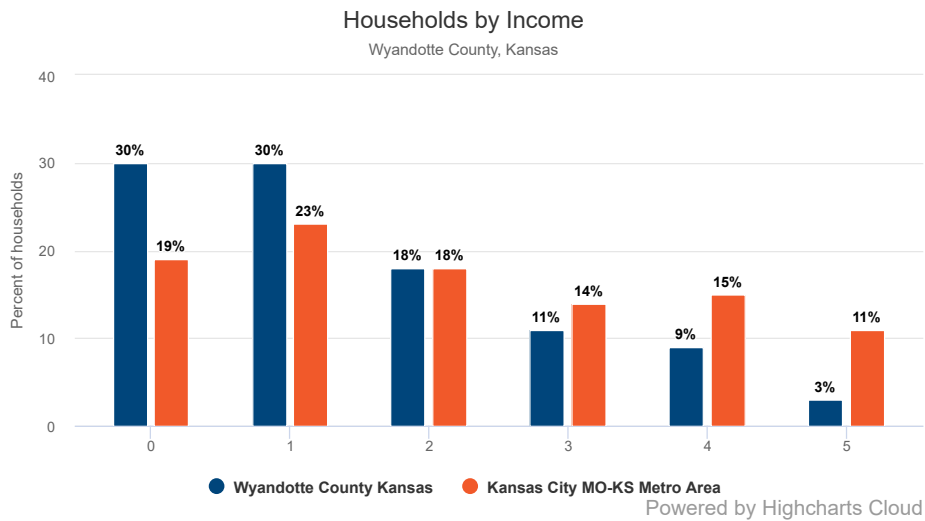
Source: American Community Survey, 2016

## Race and Ethnicity



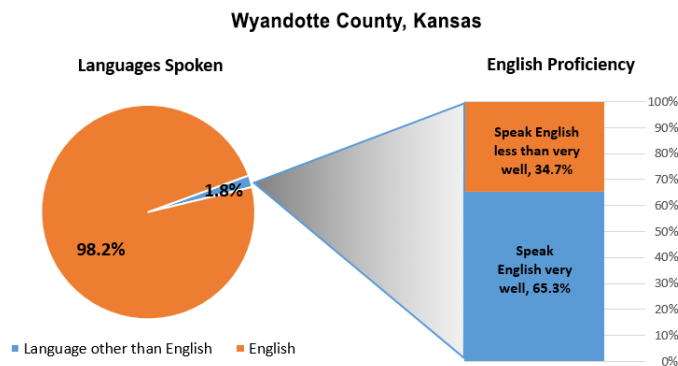
Source: American Community Survey, 2016

## Households by Income



Source: American Community Survey, 2016

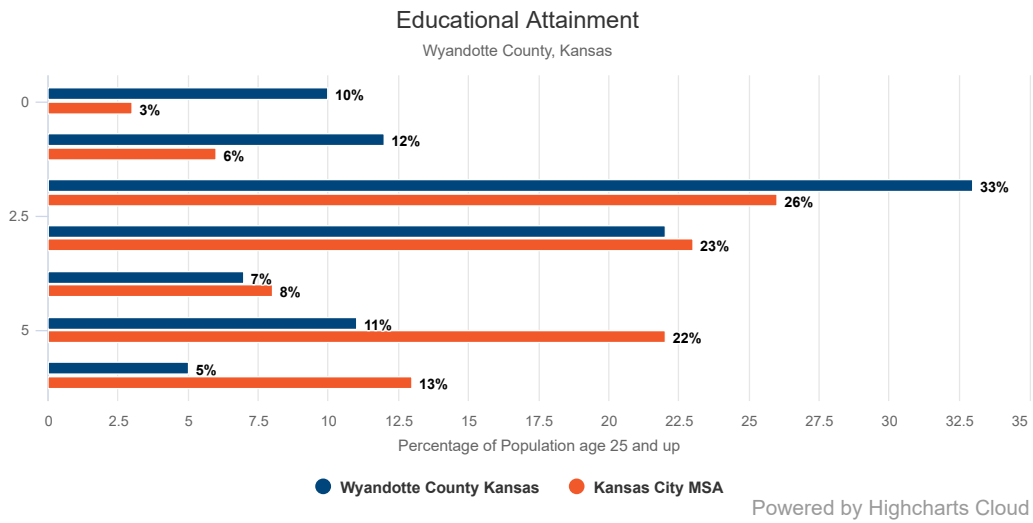
## Language Proficiency



Source: American Community Survey, 2015

## Educational Attainment

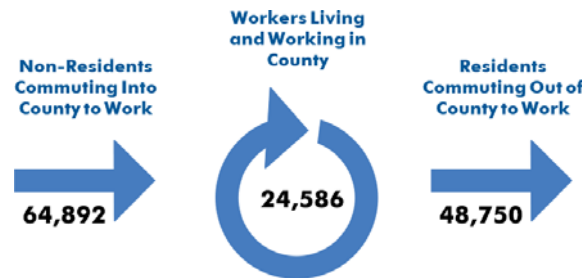
Compared to the Kansas City region, Wyandotte County has a significantly greater percentage of its population with a H.S. Diploma.



Source: American Community Survey, 2016

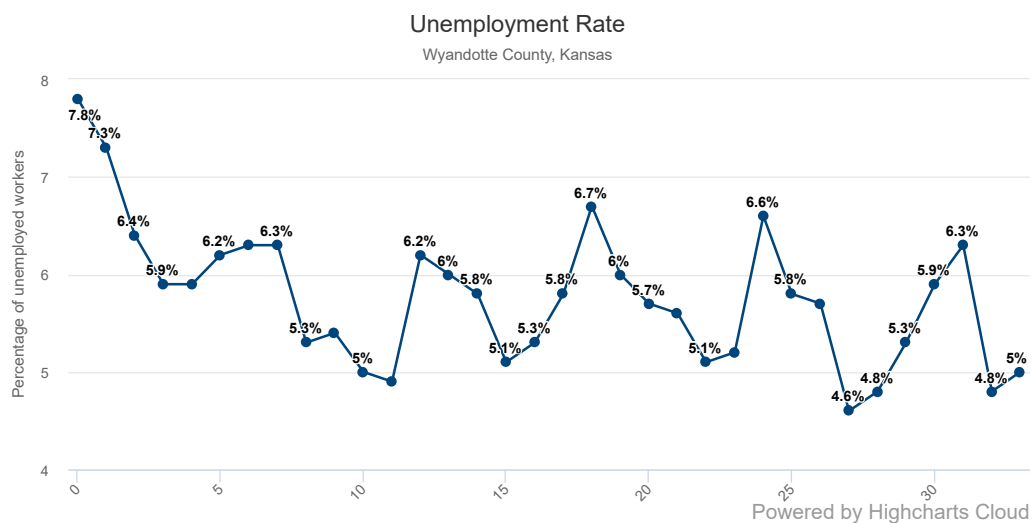
## Workforce Commuting Patterns

There are nearly 91,000 jobs in Wyandotte County of those 24,503 are held by residents, an additional 66,439 non-residents commute in to work. While 46,784 residents work outside the county.



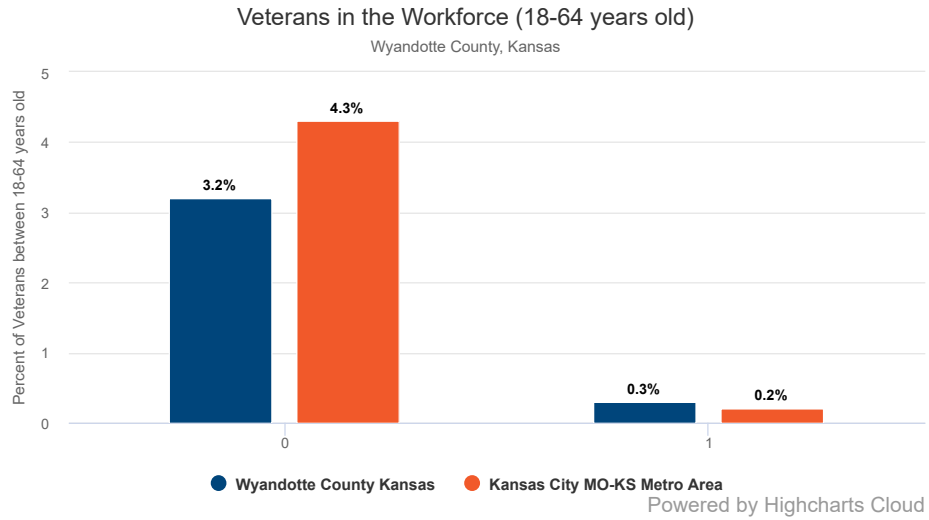
Source: Longitudinal Employer-Household Demographics, 2015

## Unemployment Rate



Source: Bureau of Labor Statistics, 2017

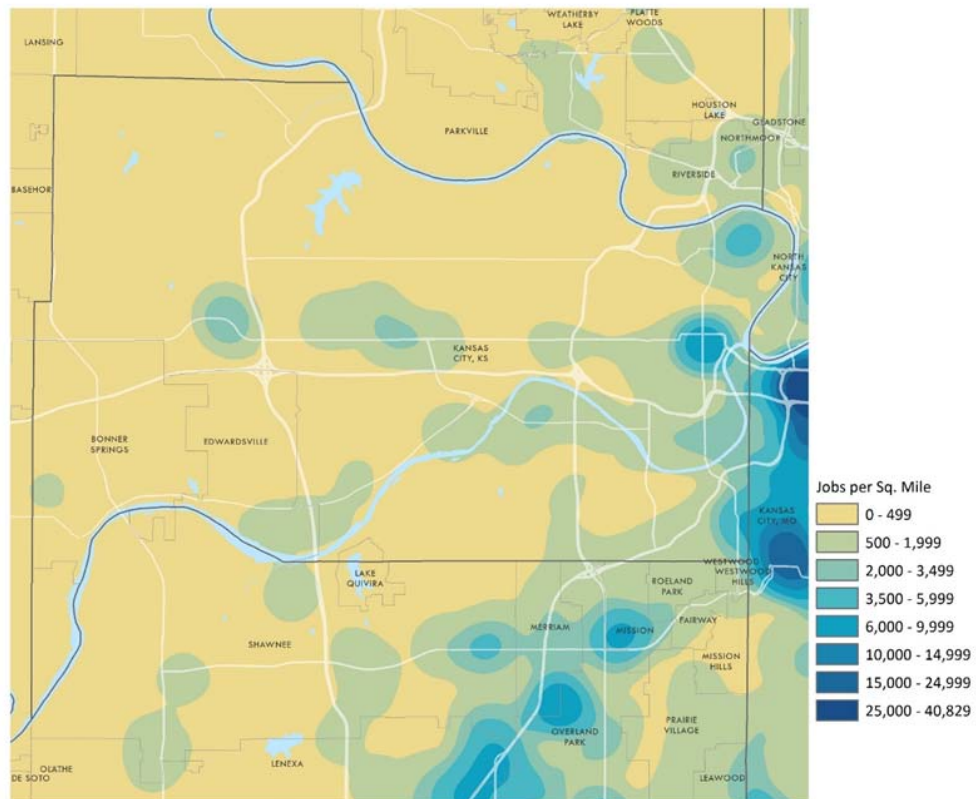
## Employment of Veterans



Source: American Community Survey, 2016

## Employment Centers

This map shows where large concentrations of employers reside within Wyandotte County.



## Competitive Industries

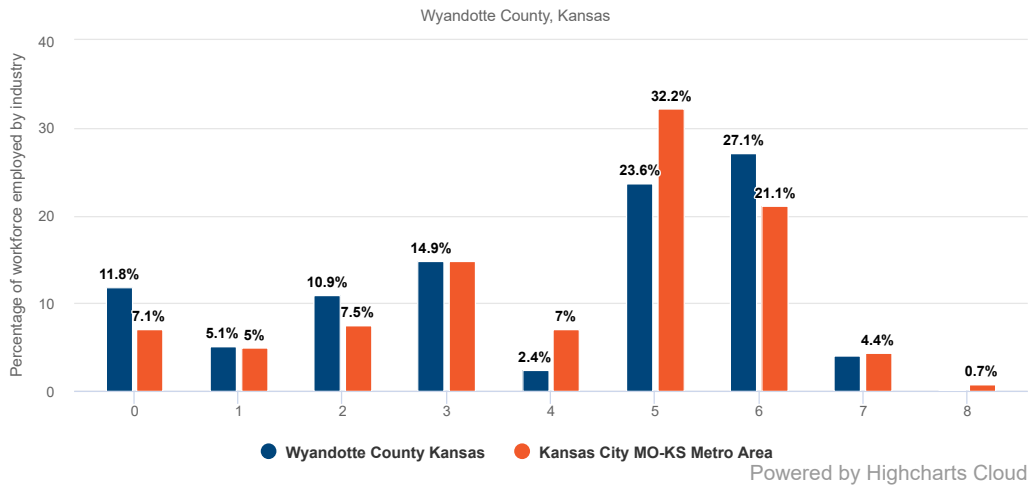
Wyandotte County's top 10 competitive industries are listed by their location quotient. A location quotient shows how the county compares in a particular sector to national numbers. A quotient of one means the county has the same percentage of its workers in that industry as the nation. A number below that means the percentage is lower than the national number, and a number greater than one means the county has a higher percentage of workers employed in that sector.

Competitive Industries - 2017

NAICS Code	Description	Location Quotient	Employment
484	Truck Transportation	4.80	4,736
442	Furniture and Home Furnishings Stores	4.28	1,276
622	Hospitals	3.39	13,154
327	Nonmetallic Mineral Product Manufacturing	3.34	854
336	Transportation Equipment Manufacturing	3.28	3,359
925	Administration of Housing Programs, Urban Planning, and Community Development	2.78	158
493	Warehousing and Storage	2.74	1,641
482	Rail Transportation	2.47	318
492	Couriers and Messengers	2.47	1,062
562	Waste Management and Remediation Services	2.46	677

Source: JobsEQ, 2017, Q3

## Employment by Industry Compared to KC Region



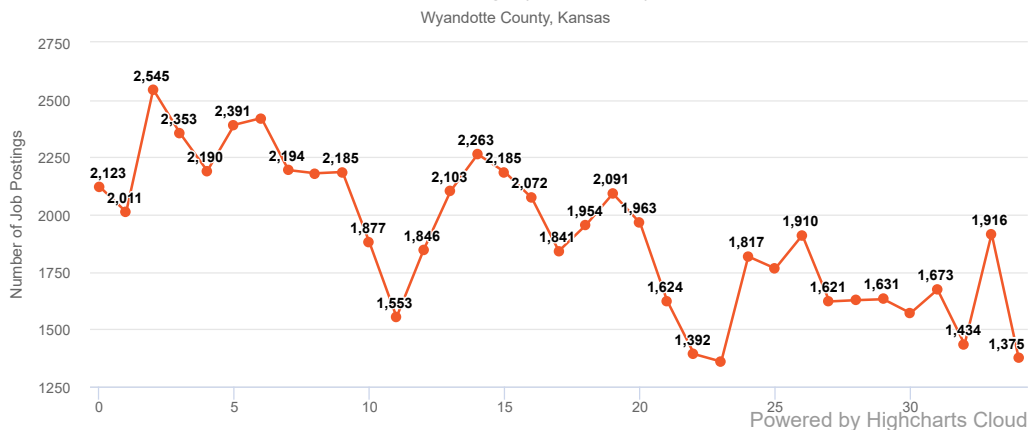
Source: JobsEQ, 2017, Q3

\* TCPU - Transportation, communication and public utilities

\*\* FIRE - Finance, insurance and real estate

## Hiring Demand Snapshot

### Job Postings (since 2015)



Source: Wanted Analytics, 2017

The top occupations, industries and skills below were compiled using WANTED Analytics and span a 90-day period between Sept. 1 and Dec. 11, 2017.

## Top 10 Occupations Most in Demand

- Motor Vehicle Operators
- Computer Occupations
- Material Recording, Scheduling, Dispatching, and Distributing Workers
- Retail Sales Workers
- Health Diagnosing and Treating Practitioners
- Supervisors of Sales Workers
- Other Management Occupations
- Sales Representatives, Wholesale and Manufacturing
- Sales Representatives, Services
- Other Installation, Maintenance, and Repair Occupations

## Top 10 Industries with Highest Demand

- Machinery, Equipment, and Supplies Merchant Wholesalers
- Waste Treatment and Disposal
- Department Stores
- General Freight Trucking
- Restaurants and Other Eating Places
- Investigation and Security Services
- Offices of Physicians
- Insurance Carriers
- Outpatient Care Centers
- Animal Slaughtering and Processing

## Top 10 Skills

- Oral and written communication
- Integrity
- Detail oriented
- Marketing
- Team-oriented, teamwork
- Customer service oriented
- Microsoft Office
- Problem solving
- Work independently
- Organizational skills

Source: Wanted Analytics

**On Dec. 11, 2017, there were 3,616 job postings in Wyandotte County.**

Source: WANTED Analytics