

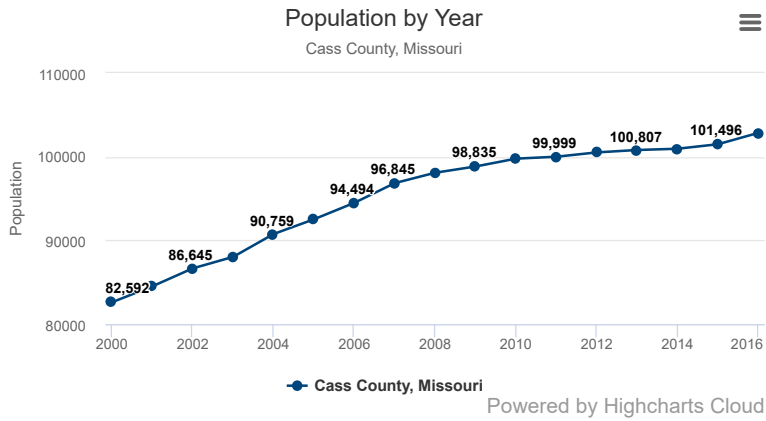


## Cass County, Missouri

### Demographics

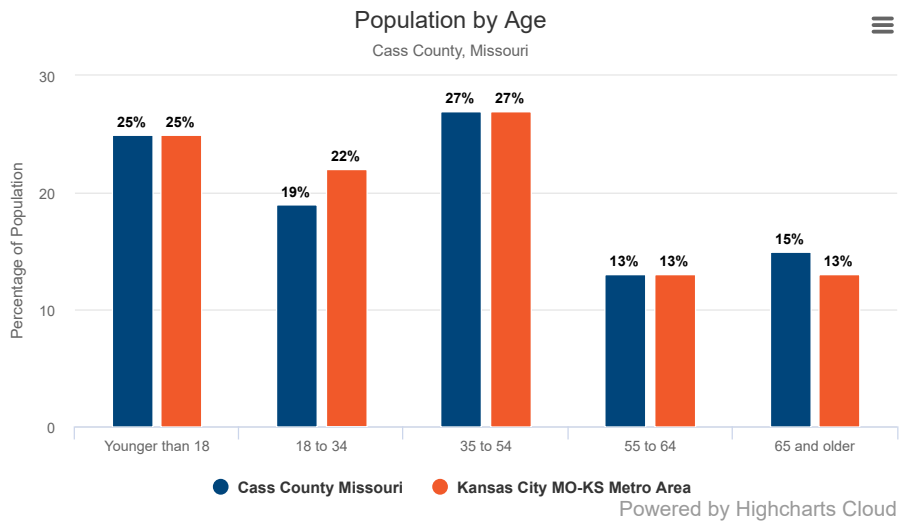
Cass County, Missouri, saw a growth rate of 25 percent since 2000 and its population now stands at 102,845. For more information on Cass County, please visit [www.ccced.org](http://www.ccced.org).

### Population by Year



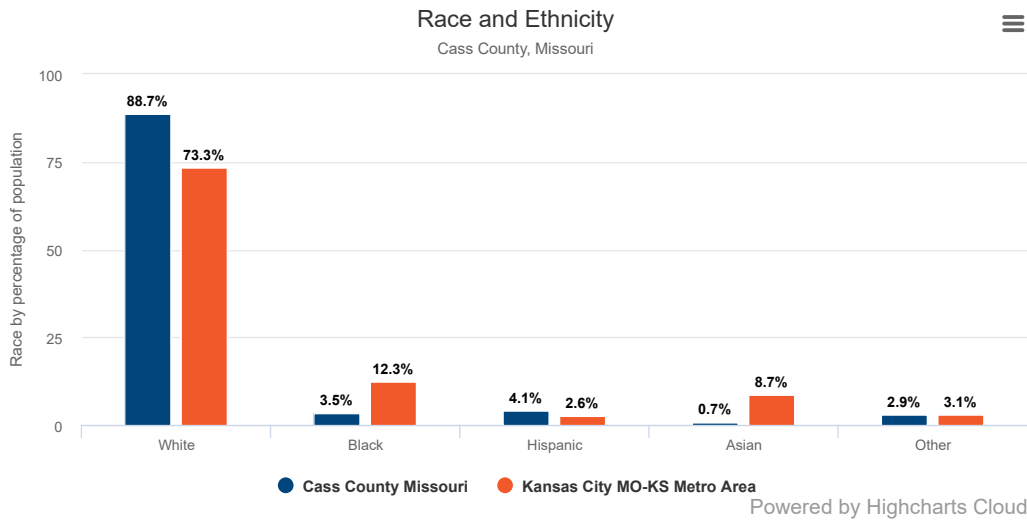
Source: U.S. Census, 2016

### Population by Age



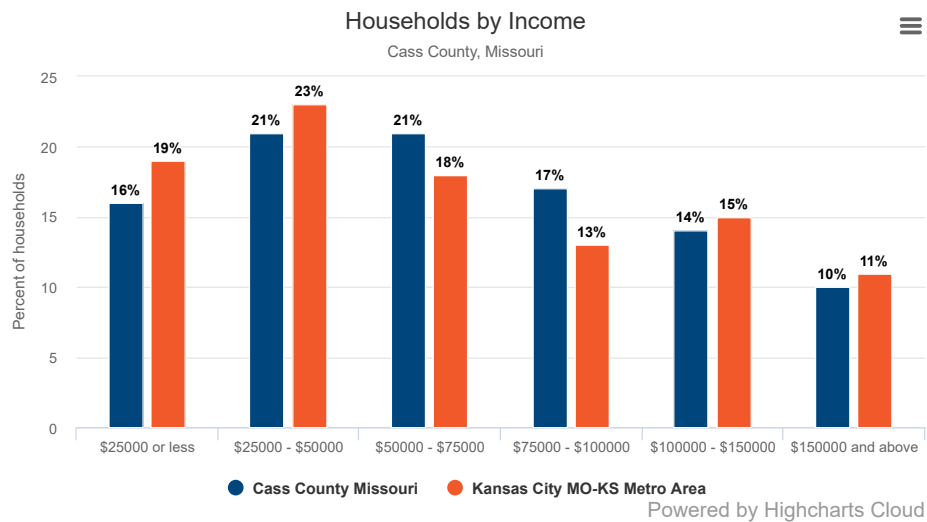
Source: American Community Survey, 2016

## Race and Ethnicity



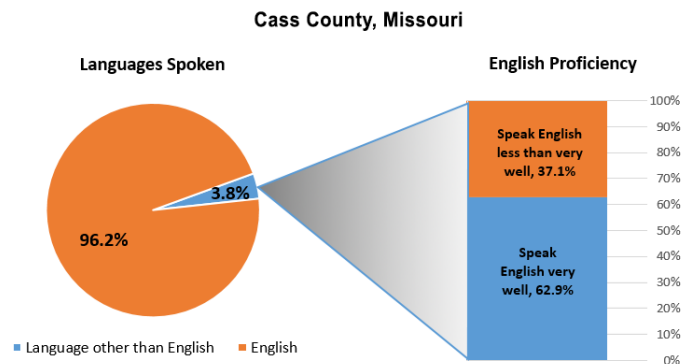
Source: American Community Survey, 2016

## Households by Income



Source: American Community Survey, 2016

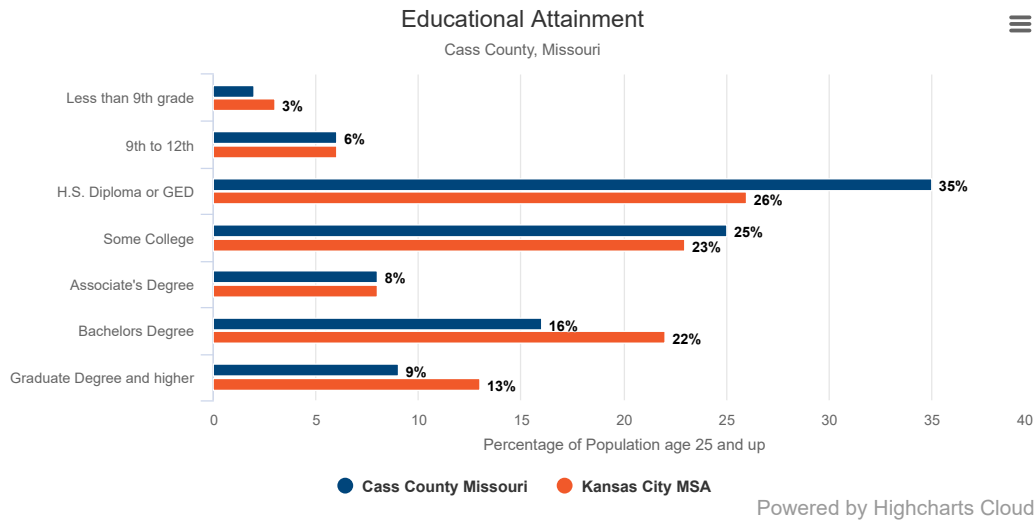
## Language Proficiency



Source: American Community Survey, 2015

## Educational Attainment

Compared to the rest of the region, Cass County has a greater number of high school diplomas but fewer bachelor's and graduate degrees.



Source: American Community Survey, 2016

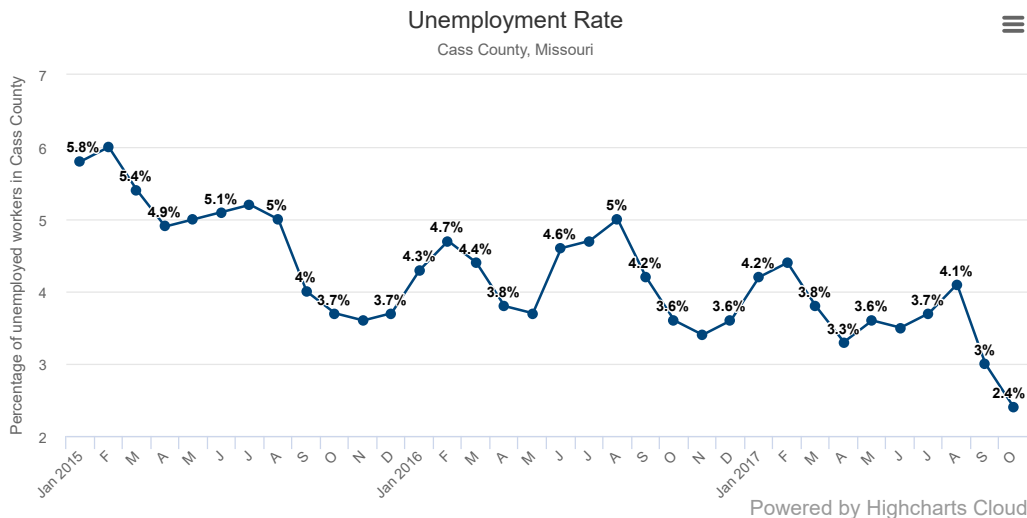
## Workforce Commuting Patterns

Cass County still acts a bit like a "bedroom community" with 35,941 residents leaving the county to work and just 14,203 commuting in from the outside.



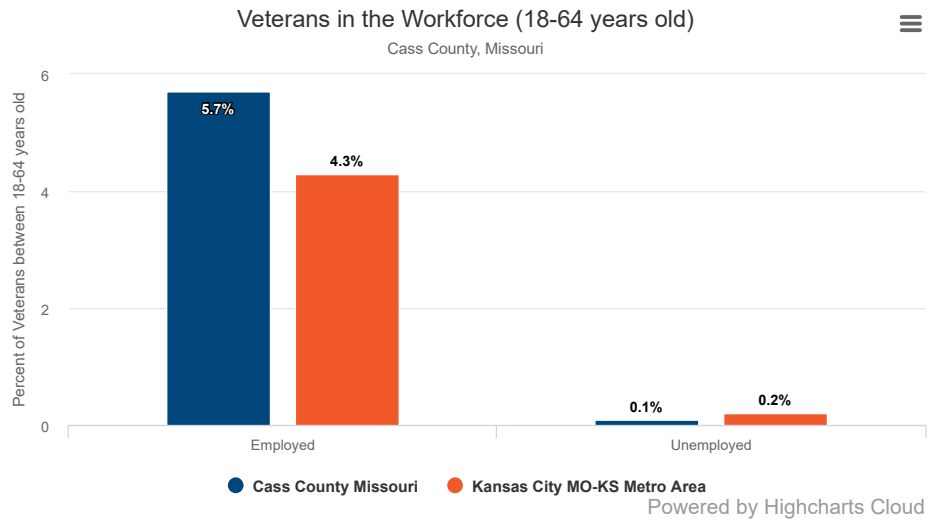
Source: Longitudinal Employer-Household Demographics, 2015

## Unemployment Rate



Source: Bureau of Labor Statistics, 2017

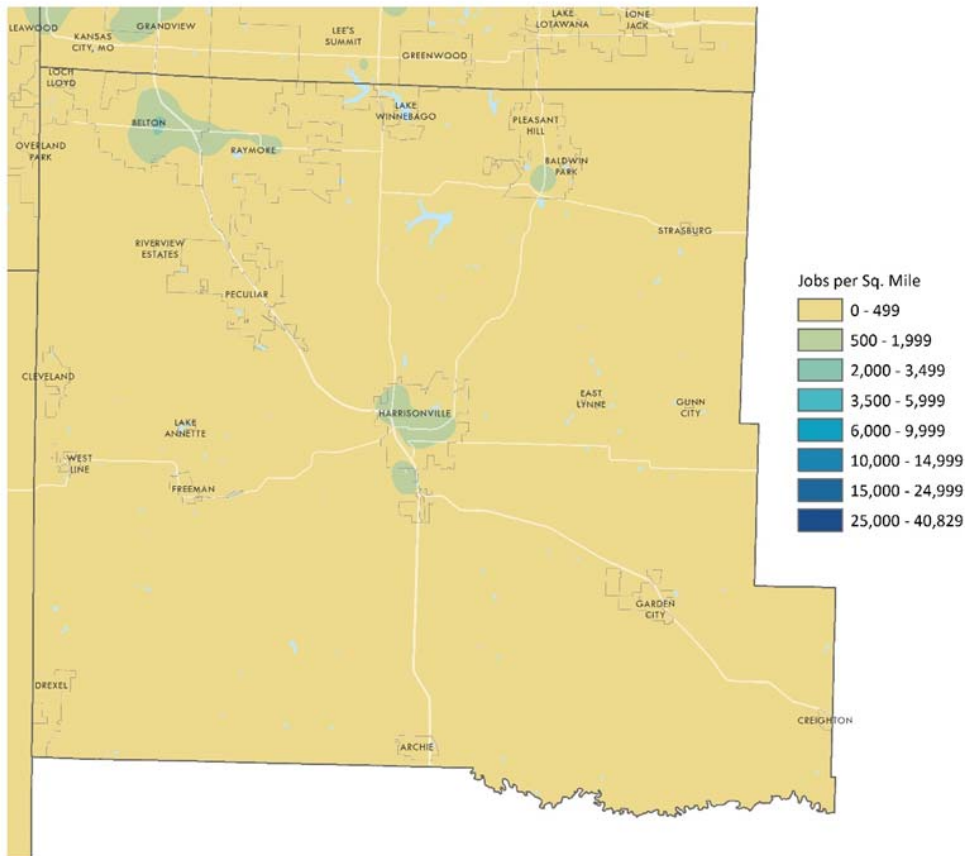
## Employment of Veterans



Source: American Community Survey, 2016

## Employment Centers

This map shows where large concentrations of employers reside within Cass County.



## Competitive Industries

Cass County's top 10 competitive industries are listed by their location quotient. A location quotient shows how the county compares in a particular sector to national numbers. A quotient of one means the county has the same percentage of its workers in that industry as the nation. A number below that means the percentage is lower than the national number, and a number greater than one means the county has a higher percentage of workers employed in that sector.

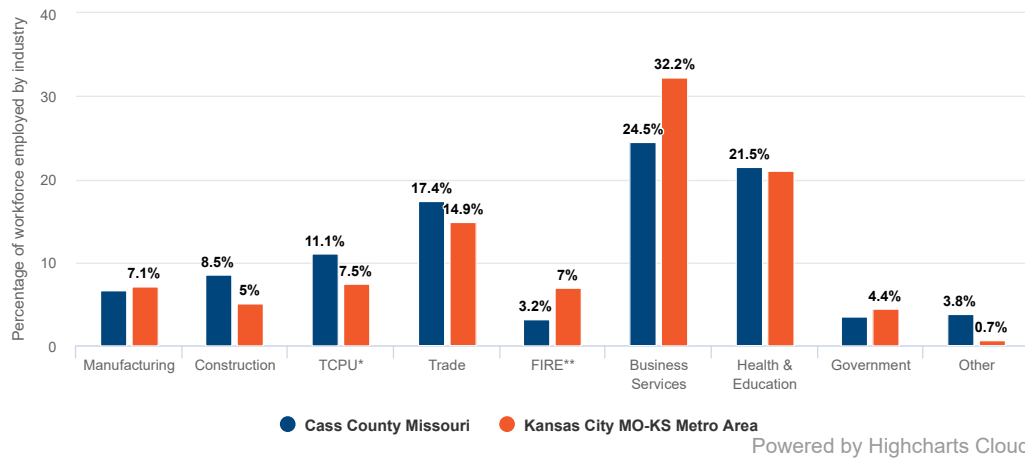
Competitive Industries - 2017

NAICS Code	Description	Location Quotient	Employment
493	Warehousing and Storage	8.10	1,554
482	Rail Transportation	5.20	214
111	Crop Production	4.81	780
316	Leather and Allied Product Manufacturing	4.12	27
332	Fabricated Metal Product Manufacturing	3.23	911
444	Building Material and Garden Equipment and Supplies Dealers	2.62	658
447	Gasoline Stations	2.61	474
562	Waste Management and Remediation Services	2.34	206
485	Transit and Ground Passenger Transportation	2.33	390
486	Pipeline Transportation	2.25	22

Source: JobsEQ, 2017, Q3

## Employment by Industry Compared to KC Region

Cass County, Missouri



Powered by Highcharts Cloud

Source: JobsEQ, 2017, Q3

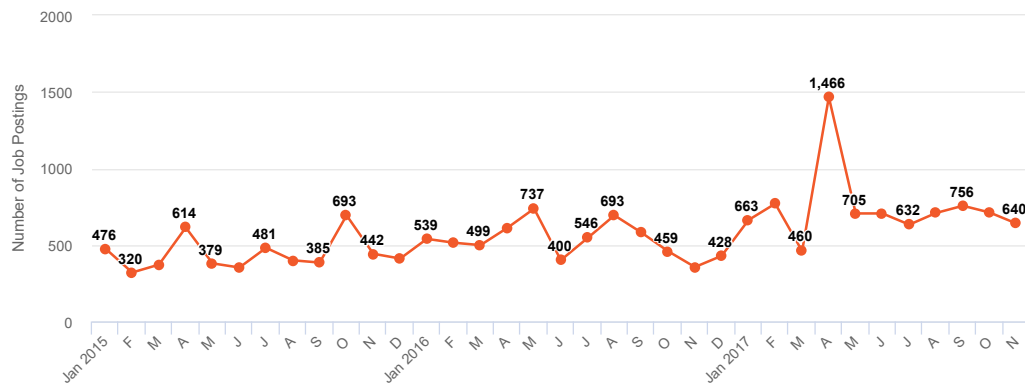
\* TCPU - Transportation, communication and public utilities

\*\* FIRE - Finance, insurance and real estate

## Hiring Demand Snapshot

### Job Postings (since 2015)

Cass County, Missouri



Powered by Highcharts Cloud

Source: WANTED Analytics, 2017

The top occupations, industries and skills below were compiled using WANTED Analytics and span a 90-day period between Sept. 1 and Dec. 11, 2017.

## Top 10 Occupations Most in Demand

- Motor Vehicle Operators
- Health Diagnosing and Treating Practitioners
- Retail Sales Workers
- Supervisors of Sales Workers
- Health Technologists and Technicians
- Sales Representatives, Services
- Food and Beverage Serving Workers
- Nursing, Psychiatric, and Home Health Aides
- Material Recording, Scheduling, Dispatching, and Distributing Supervisors of Food Preparation and Serving Workers

## Top 10 Industries with Highest Demand

- Other Ambulatory Health Care Services
- General Medical and Surgical Hospitals
- General Freight Trucking
- Restaurants and Other Eating Places
- Other Miscellaneous Store Retailers
- Health and Personal Care Stores
- Sawmills and Wood Preservation
- Department Stores
- Other Support Activities for Transportation

## Top 10 Skills

- Freight+
- Integrity
- Oral and written communication
- Clean Driving Record
- Owner operator
- Team-oriented, teamwork
- Tractor-trailers
- Marketing
- Detail oriented
- Android

Source: WANTED Analytics

**On Dec. 11, 2017, there were  
2,353 job postings in Cass  
County.**

Source: WANTED Analytics

