

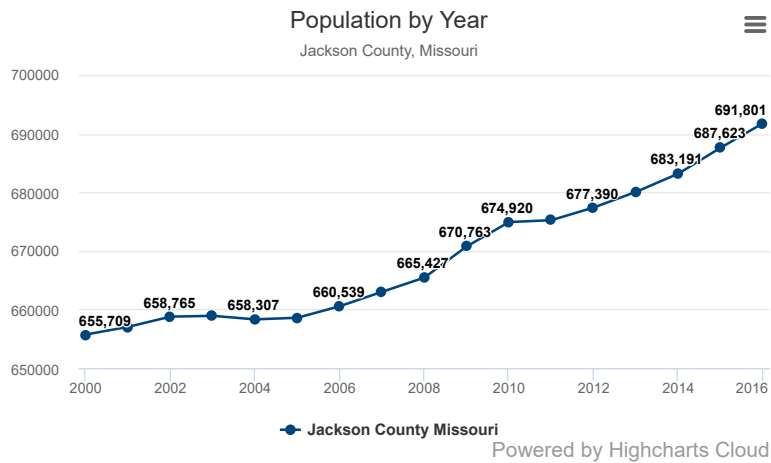


Jackson County, Missouri

Demographics

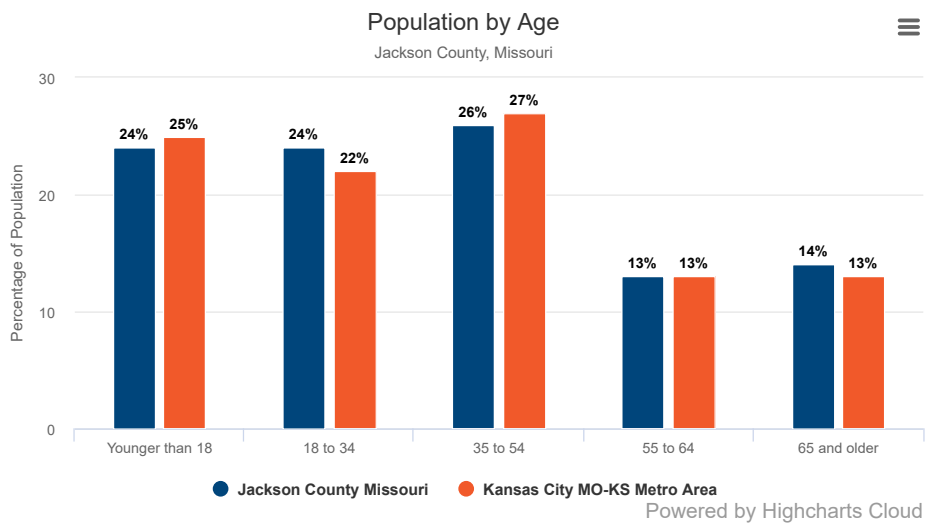
Jackson County, Missouri, saw a growth rate of 6 percent since 2000 and its population now stands at 691,801. For more information on Jackson County, please visit www.jacksongov.org.

Population by Year



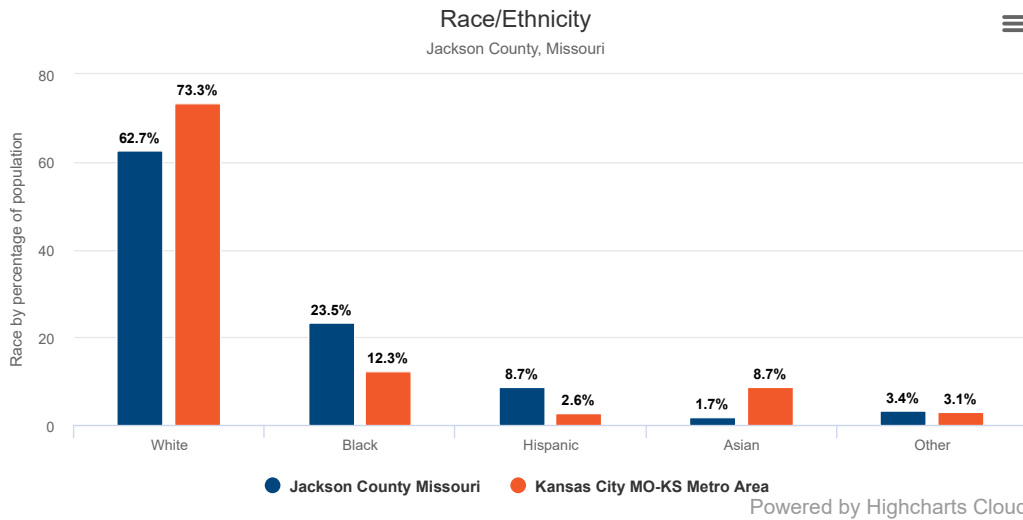
Source: U.S. Census, 2016

Population by Age



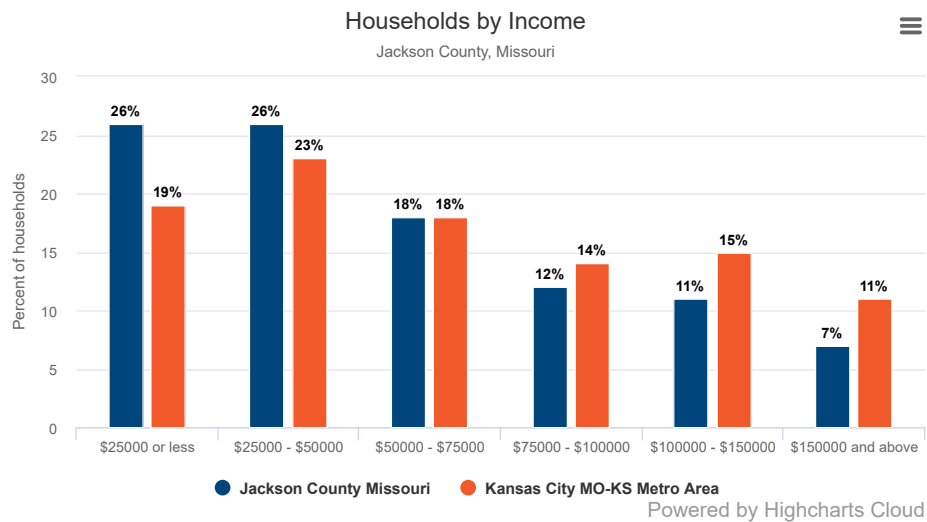
Source: American Community Survey, 2016

Race and Ethnicity



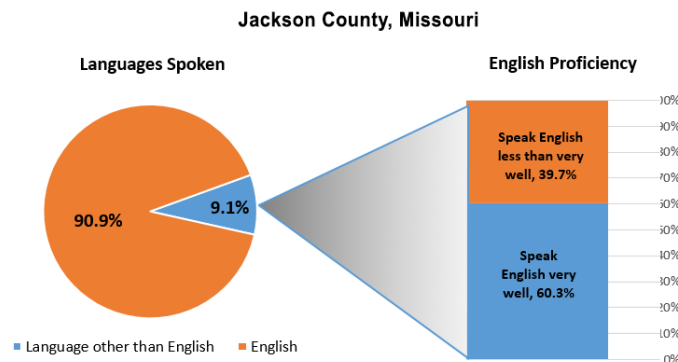
Source: American Community Survey, 2016

Households by Income



Source: American Community Survey, 2016

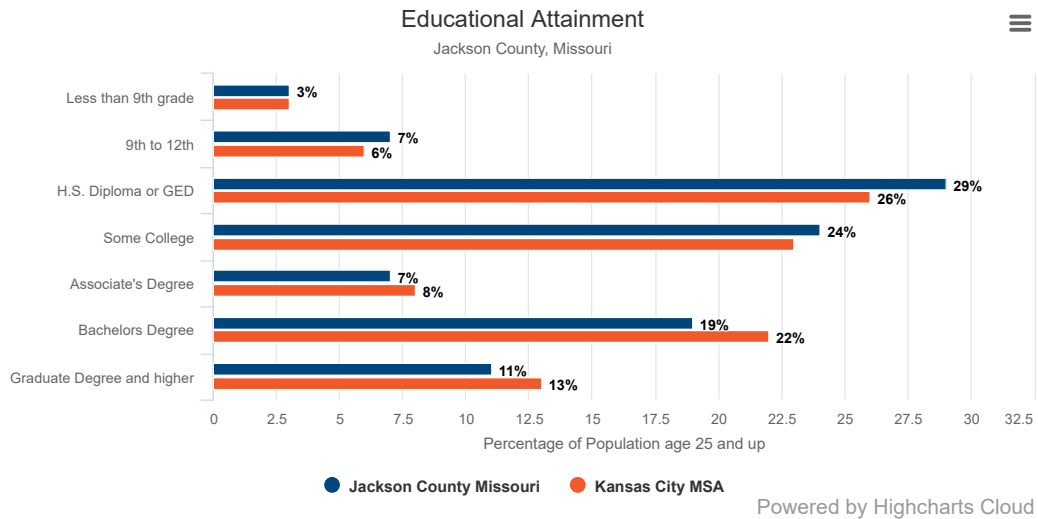
Language Proficiency



Source: American Community Survey, 2015

Educational Attainment

Jackson County is home to several colleges, universities and technical schools that serve the Kansas City region. Jackson County has a higher number of high school graduates compared to the region but less than average associate's, bachelor's and graduate degree holders.



Source: American Community Survey, 2016

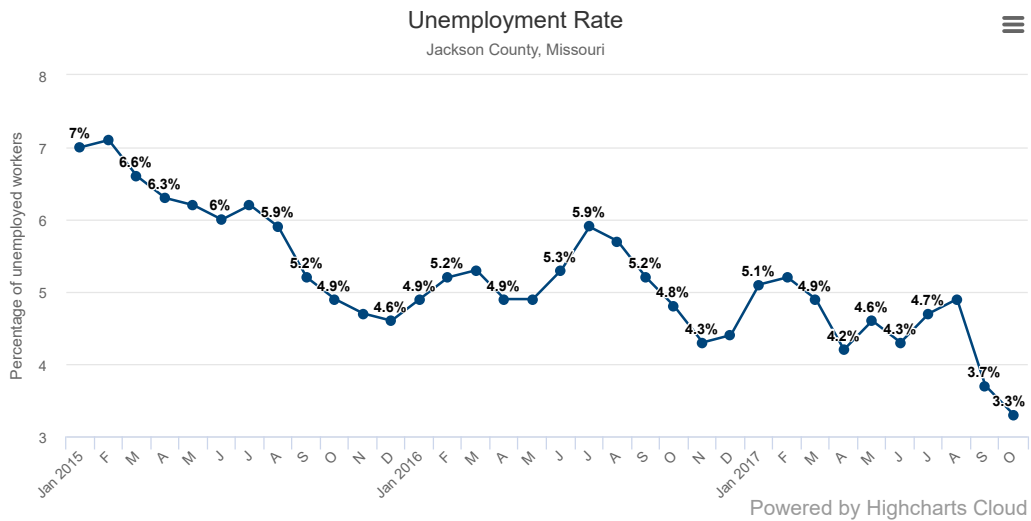
Workforce Commuting Patterns

There are more than 391,000 jobs in Jackson County of those 195,351 are held by Jackson County residents, an additional 179,061 non-residents commute in to work. While 135,502 residents work outside the county.



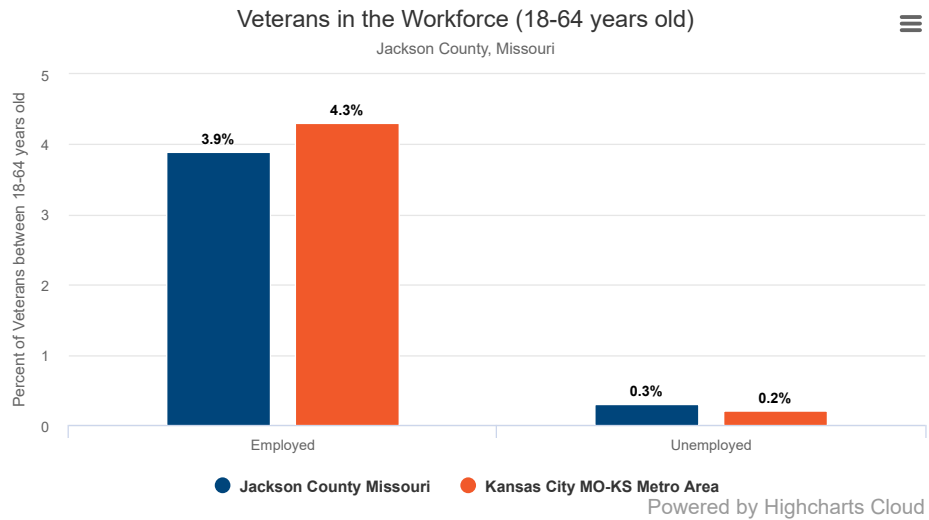
Source: Longitudinal Employer-Household Demographics, 2015

Unemployment Rate



Source: Bureau of Labor Statistics, 2017

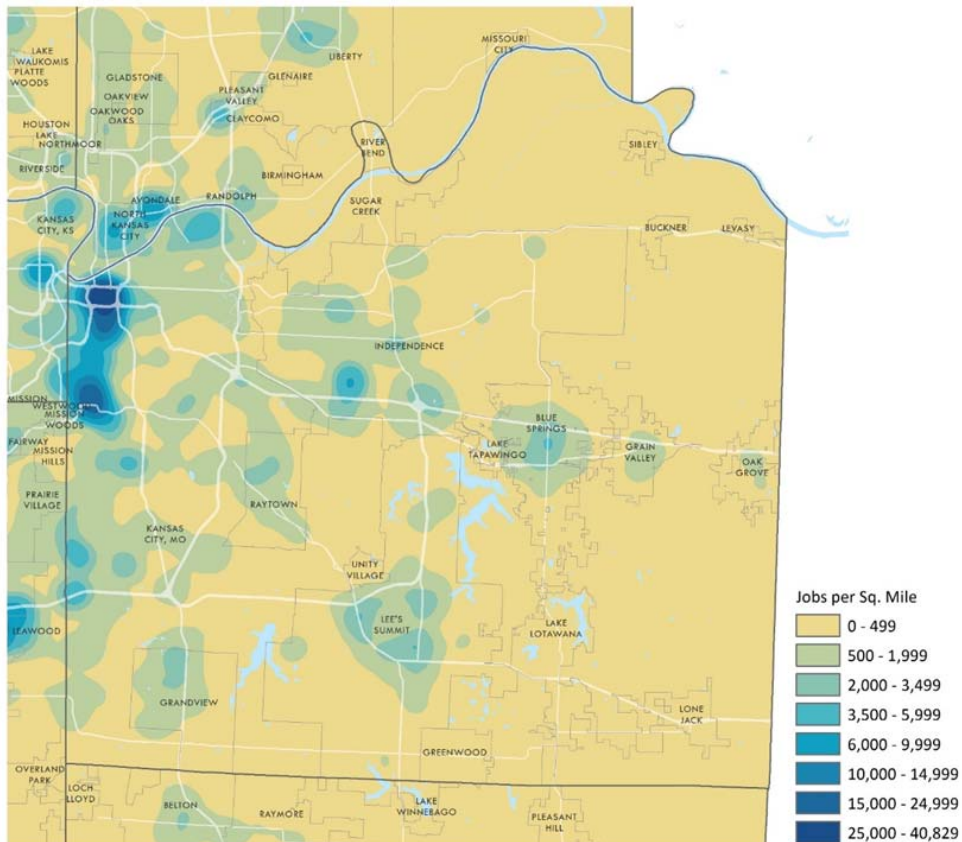
Employment of Veterans



Source: American Community Survey, 2016

Employment Centers

This map shows where large concentrations of employers reside within Jackson County.



Competitive Industries

Jackson County's top 10 competitive industries are listed by their location quotient. A location quotient shows how the county compares in a particular sector to national numbers. A quotient of one means the county has the same percentage of its workers in that industry as the nation. A number below that means the percentage is lower than the national number, and a number greater than one means the county has a higher percentage of workers employed in that sector.

Competitive Industries - 2017

NAICS Code	Description	Location Quotient	Employment
521	Monetary Authorities-Central Bank	29.30	1,424
518	Data Processing, Hosting, and Related Services	3.23	2,749
925	Development	2.76	651
482	Rail Transportation	1.93	1,036
491	Postal Service	1.84	2,898
523	Securities, Commodity Contracts, and Other Financial Investments and Related Activities	1.80	4,504
515	Broadcasting (except Internet)	1.79	1,260
711	Performing Arts, Spectator Sports, and Related Industries	1.79	3,807
322	Paper Manufacturing	1.68	1,574
712	Museums, Historical Sites, and Similar Institutions	1.66	1,053

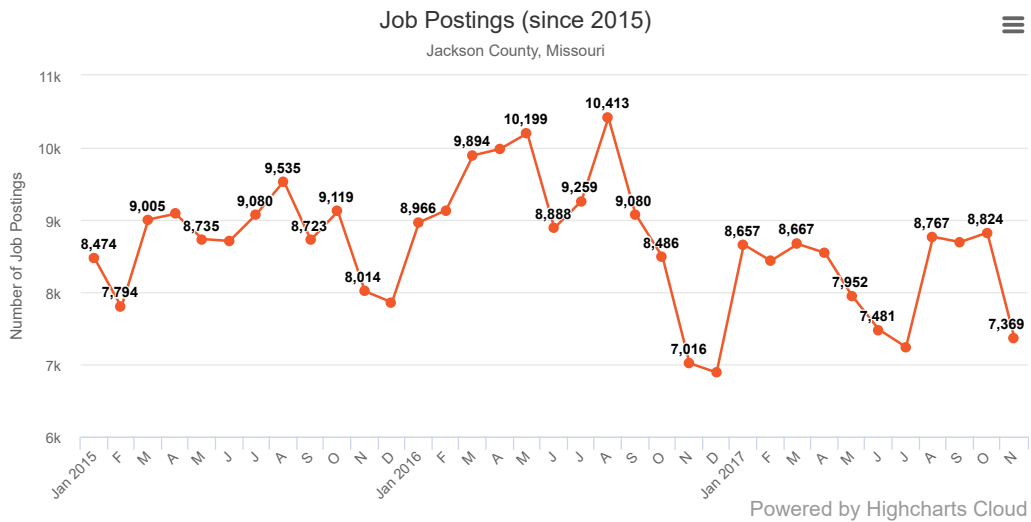
Source: JobsEQ, 2017, Q3

Source: JobsEQ, 2017, Q3

* TCPU - Transportation, communication and public utilities

** FIRE - Finance, insurance and real estate

Hiring Demand Snapshot



Source: Wanted Analytics, 2017

The top occupations, industries and skills below were compiled using WANTED Analytics and span a 90-day period between Sept. 1 and Dec. 11, 2017.

Top 10 Occupations Most in Demand

- Health Diagnosing and Treating Practitioners
- Computer Occupations
- Motor Vehicle Operators
- Retail Sales Workers
- Other Management Occupations
- Health Technologists and Technicians
- Information and Record Clerks
- Supervisors of Sales Workers
- Business Operations Specialists
- Sales Representatives, Services

Top 10 Industries with Highest Demand

- Other Ambulatory Health Care Services
- General Medical and Surgical Hospitals
- Department Stores
- Architectural, Engineering, and Related Services
- Restaurants and Other Eating Places
- Depository Credit Intermediation
- General Freight Trucking
- Accounting, Tax Preparation, Bookkeeping, and Payroll Services
- Computer Systems Design and Related Services
- Agencies, Brokerages, and Other Insurance Related Activities

Top 10 Skills

- Oral and written communication
- Detail oriented
- Team-oriented, teamwork
- Marketing
- Microsoft Office
- Problem solving
- Integrity
- Customer service oriented
- Creativity
- Organizational skills

Source: Wanted Analytics

On Dec. 11, 2017, there were 17,530 job postings in Jackson County.

Source: WANTED Analytics