

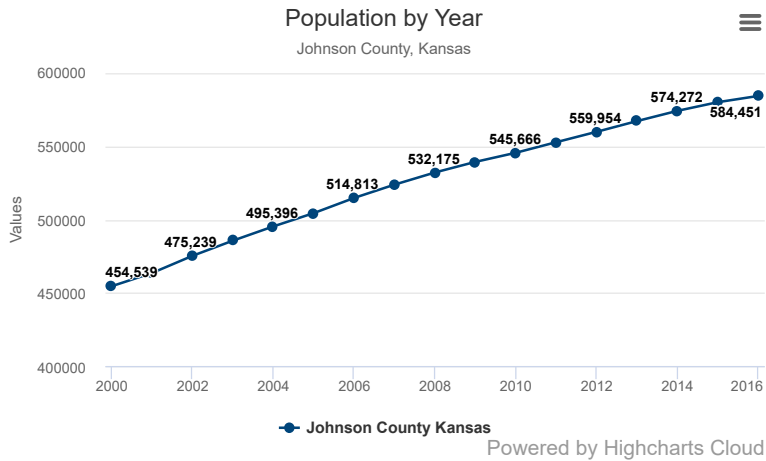


Johnson County, Kansas

Demographics

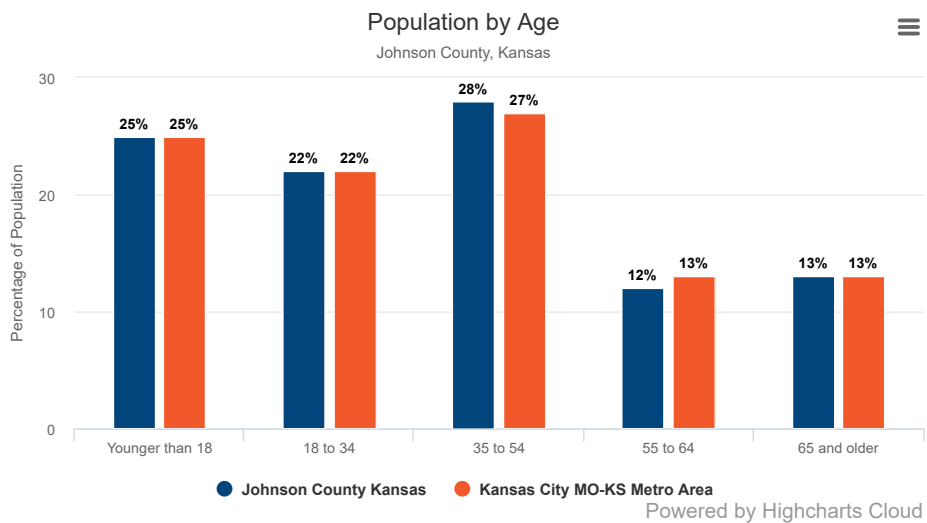
Johnson county, Kansas, saw a growth rate of 29 percent since 2000 and its population now stands at 584,451. For more information on Johnson County, please visit www.jocogov.org.

Population by Year



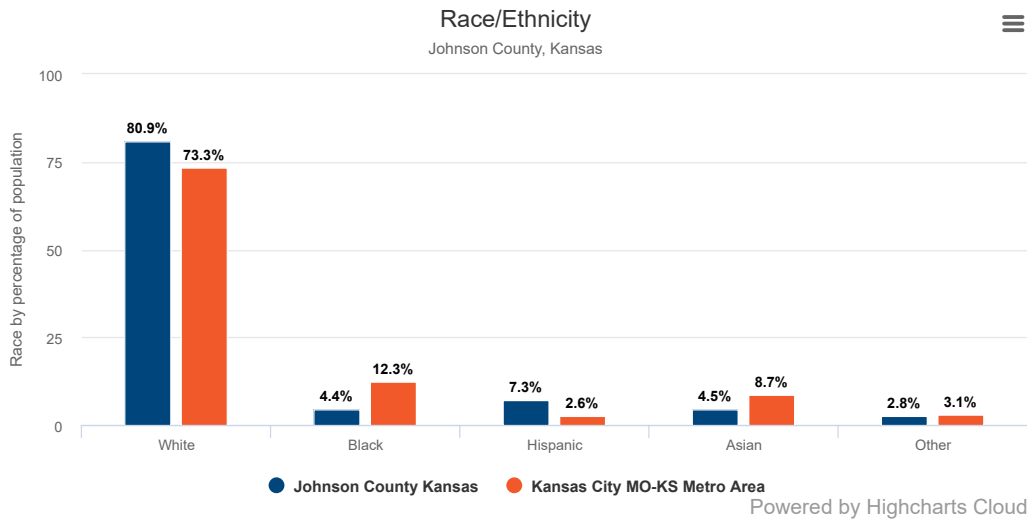
Source: U.S. Census, 2016

Population by Age



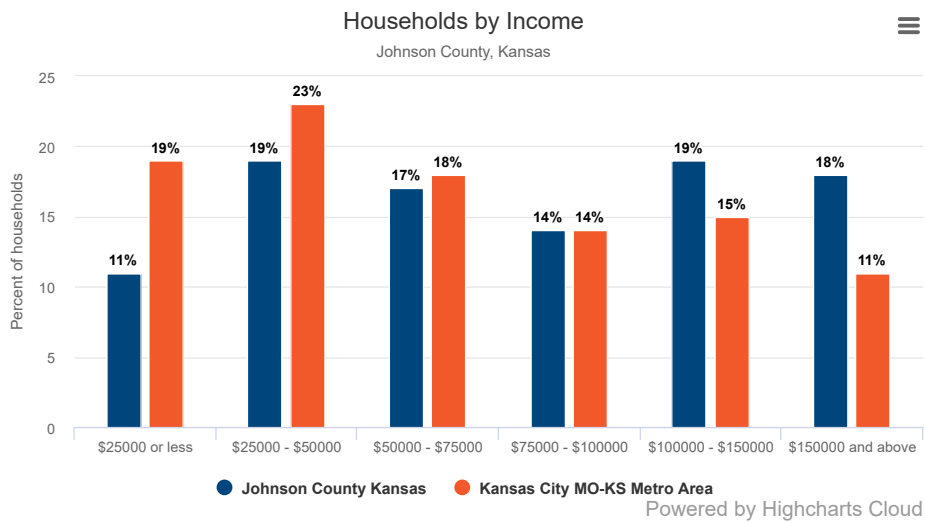
Source: American Community Survey, 2016

Race and Ethnicity



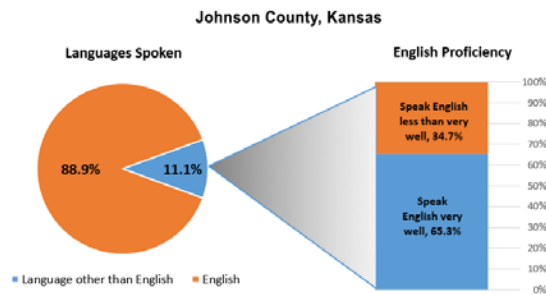
Source: American Community Survey, 2016

Households by Income



Source: American Community Survey, 2016

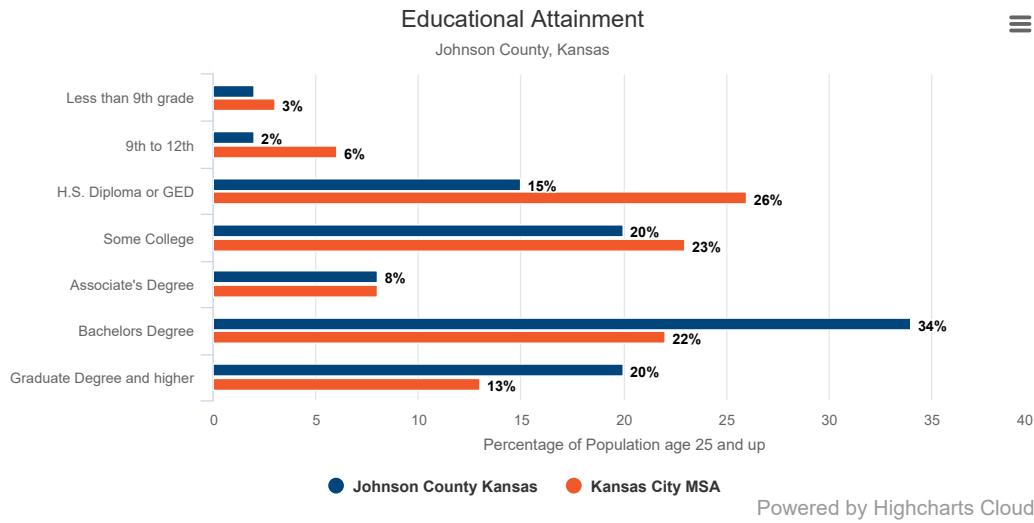
Language Proficiency



Source: American Community Survey, 2015

Educational Attainment

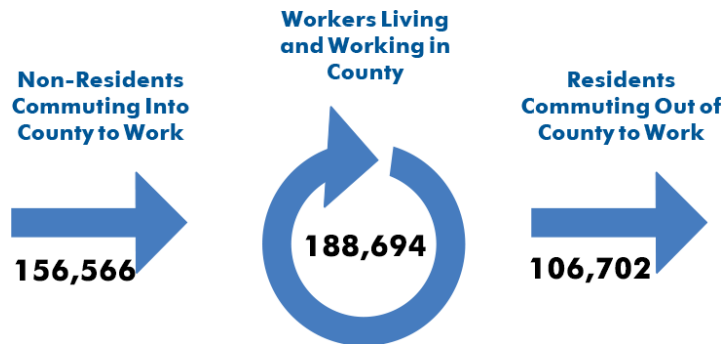
Johnson County has a high level of educational attainment in the region. More than fifty percent of the county's population has at least a bachelor's degree or above.



Source: American Community Survey, 2016

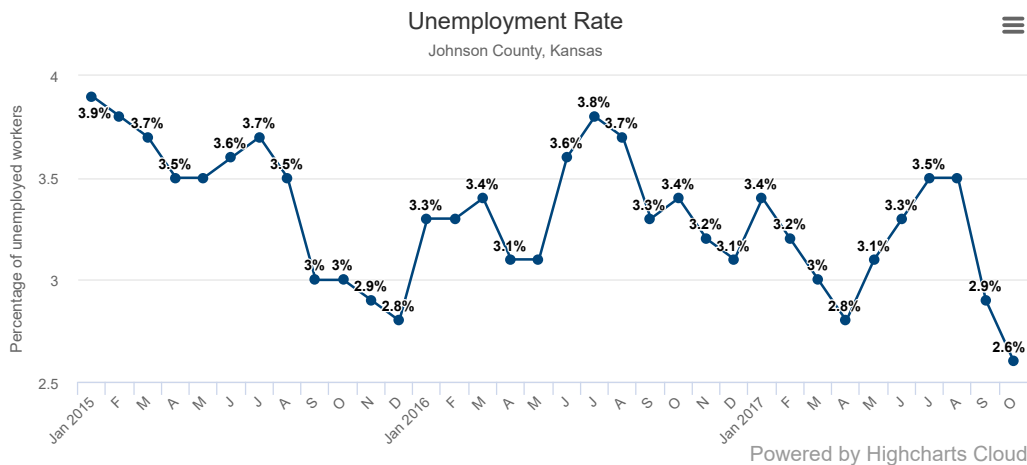
Workforce Commuting Patterns

There are more than 363,000 jobs in Johnson County of those 188,694 are held by residents, an additional 156,566 non-residents commute in to work. While 106,702 residents work outside the county.



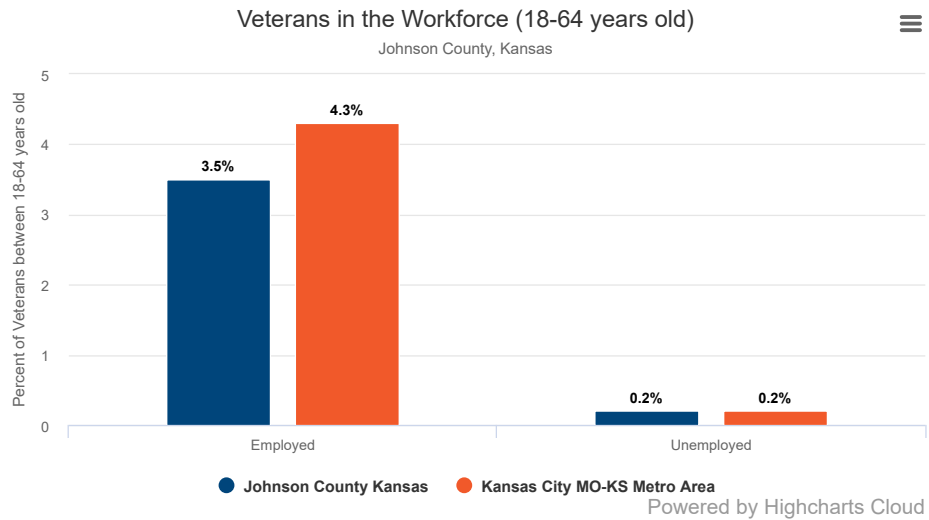
Source: Longitudinal Employer-Household Demographics, 2015

Unemployment Rate



Source: Bureau of Labor Statistics, 2017

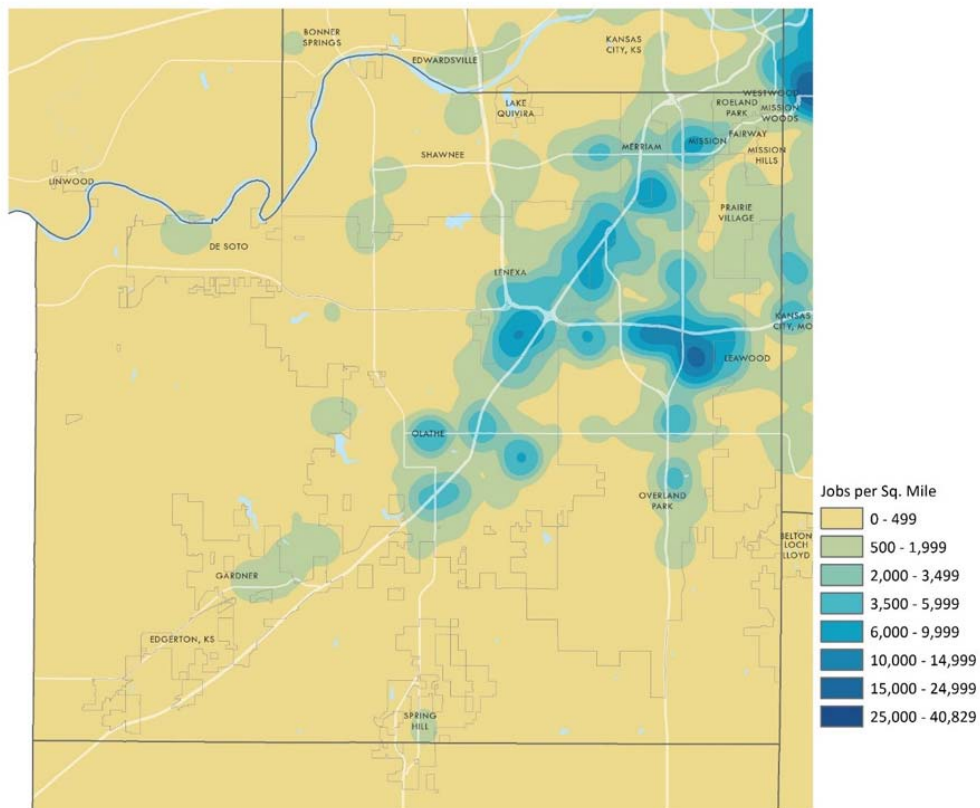
Employment of Veterans



Source: American Community Survey, 2016

Employment Centers

This map shows where large concentrations of employers reside within Johnson County.



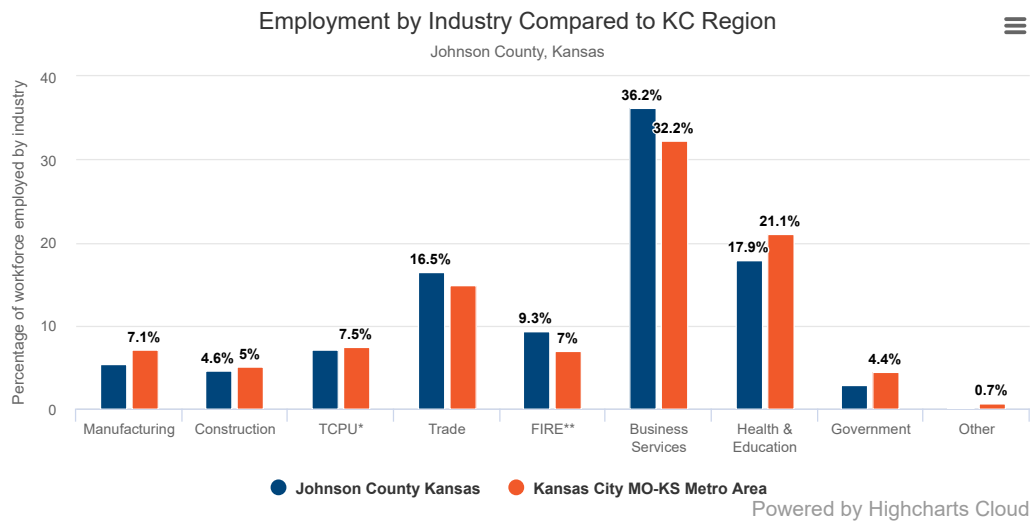
Competitive Industries

Johnson County's top 10 competitive industries are listed by their location quotient. A location quotient shows how the county compares in a particular sector to national numbers. A quotient of one means the county has the same percentage of its workers in that industry as the nation. A number below that means the percentage is lower than the national number, and a number greater than one means the county has a higher percentage of workers employed in that sector.

Competitive Industries - 2017

NAICS Code	Description	Location Quotient	Employment
551	Management of Companies and Enterprises	2.75	14,665
425	Wholesale Electronic Markets and Agents and Brokers	2.63	5,664
524	Insurance Carriers and Related Activities	2.35	13,650
323	Printing and Related Support Activities	2.29	2,514
482	Rail Transportation	2.15	1,070
533	Lessors of Nonfinancial Intangible Assets (except Copyrighted Works)	2.15	122
492	Couriers and Messengers	2.14	3,565
493	Warehousing and Storage	2.08	4,818
523	Securities, Commodity Contracts, and Other Financial Investments and Related Activities	1.71	3,986
522	Credit Intermediation and Related Activities	1.59	9,941

Source: JobsEQ, 2017, Q3

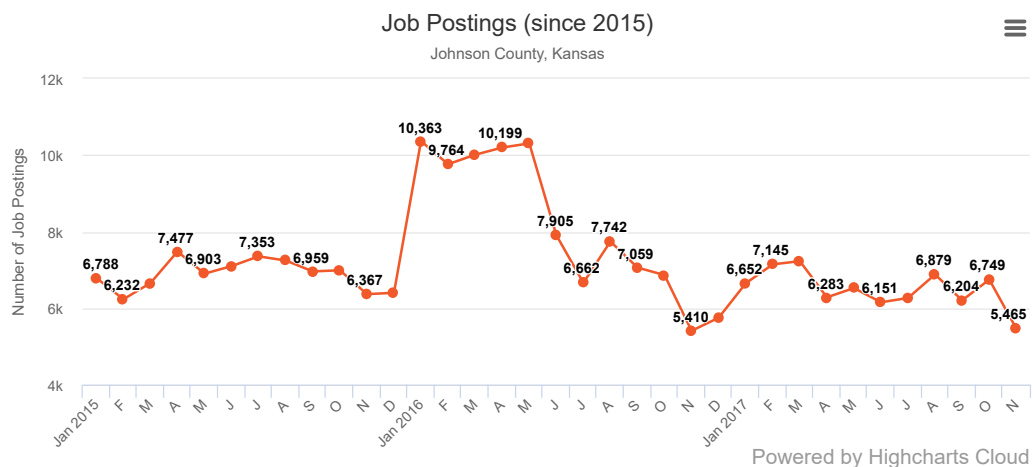


Source: JobsEQ, 2017, Q3

* TCPU - Transportation, communication and public utilities

** FIRE - Finance, insurance and real estate

Hiring Demand Snapshot



Source: Wanted Analytics, January 2017

The top occupations, industries and skills below were compiled using WANTED Analytics and span a 90-day period between Sept. 1 and Dec. 11, 2017.

Top 10 Occupations Most in Demand

- Computer Occupations
- Health Diagnosing and Treating Practitioners
- Retail Sales Workers
- Motor Vehicle Operators
- Business Operations Specialists
- Information and Record Clerks
- Other Management Occupations
- Material Recording, Scheduling, Dispatching, and Distributing Workers
- Health Technologists and Technicians
- Sales Representatives, Services

Top 10 Industries with Highest Demand

- Agencies, Brokerages, and Other Insurance Related Activities
- Depository Credit Intermediation
- Department Stores
- Offices of Physicians
- Restaurants and Other Eating Places
- Computer Systems Design and Related Services
- Insurance Carriers
- Management, Scientific, and Technical Consulting Services
- Investigation and Security Services
- Activities Related to Credit Intermediation

Top 10 Skills

- Oral and written communication
- Integrity
- Detail oriented
- Microsoft Office
- Problem solving
- Marketing
- Customer service oriented
- Team-oriented, teamwork
- Creativity
- Organizational skills

Source: Wanted Analytics

On Dec. 11, 2017, there were 13,096 job postings in Johnson County.

Source: WANTED Analytics