

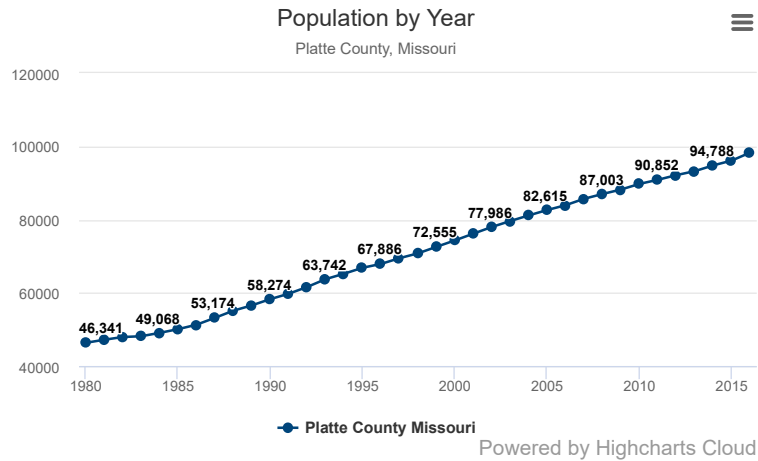


Platte County, Missouri

Demographics

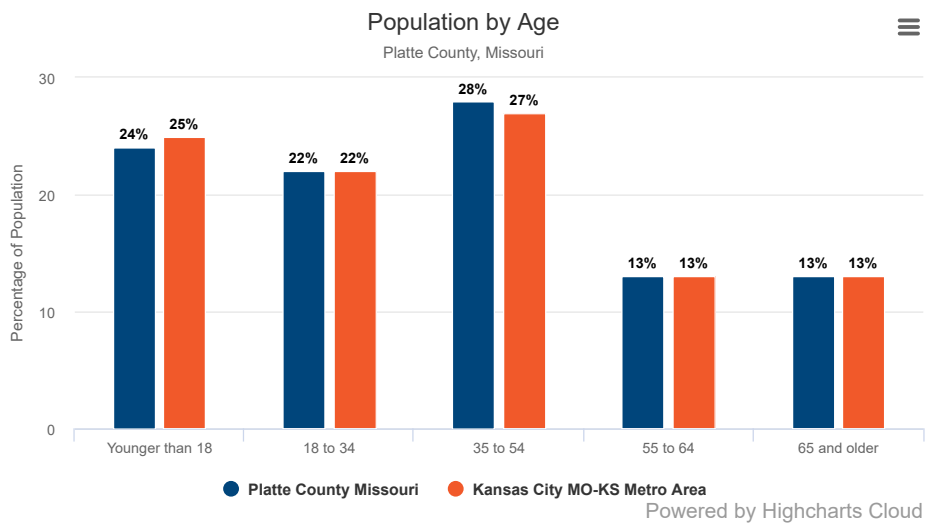
Platte County, Missouri, saw a growth rate of 32 percent since 2000 and its population now stands at 98,309. For more information on Platte County, please visit www.plattecountyedc.com.

Population by Year



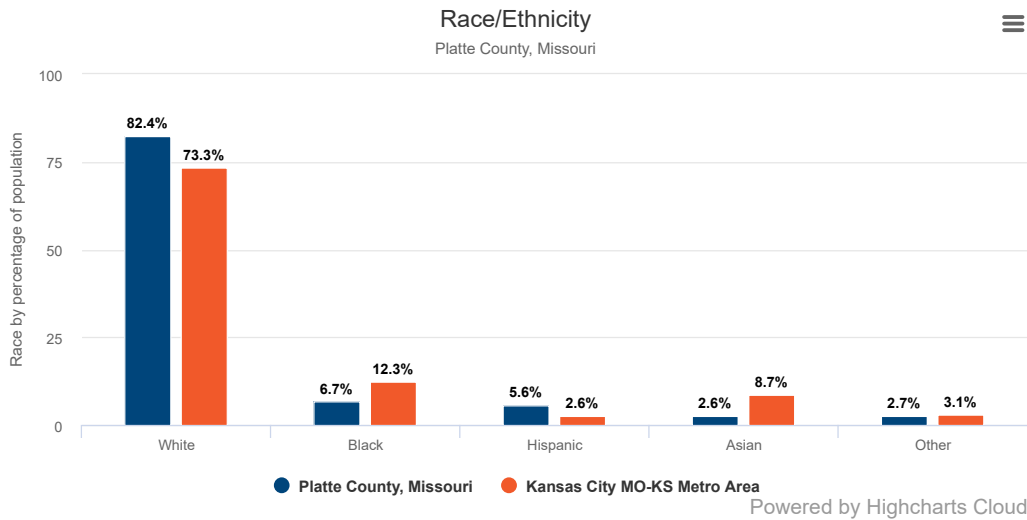
Source: U.S. Census, 2016

Population by Age



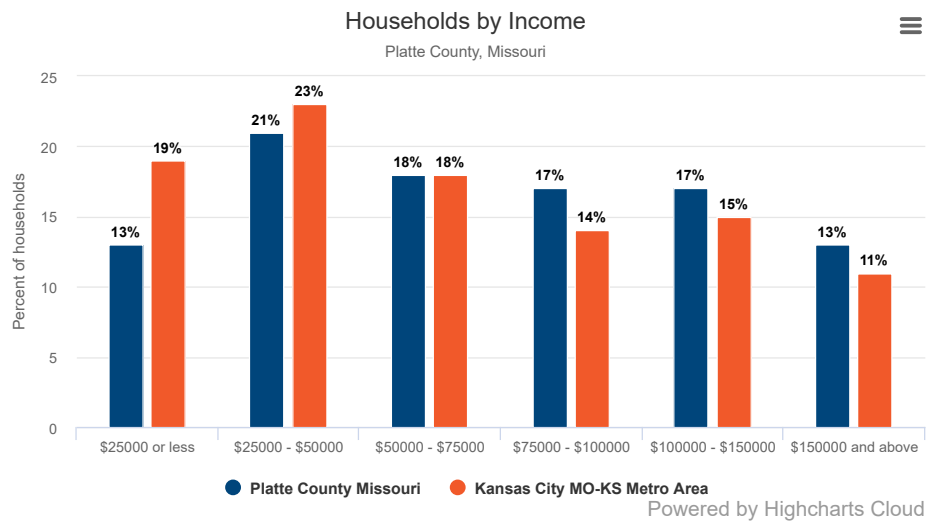
Source: American Community Survey, 2016

Race and Ethnicity



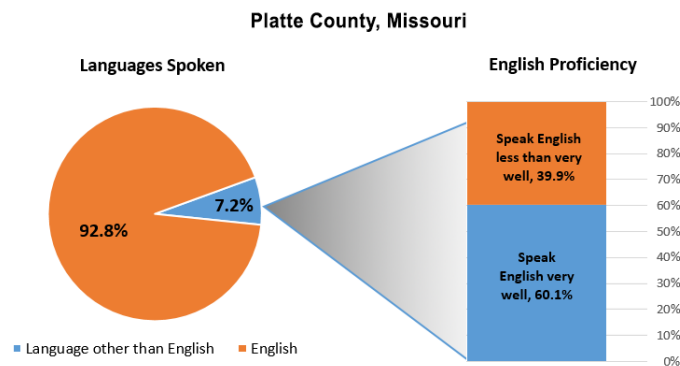
Source: American Community Survey, 2016

Households by Income



Source: American Community Survey, 2016

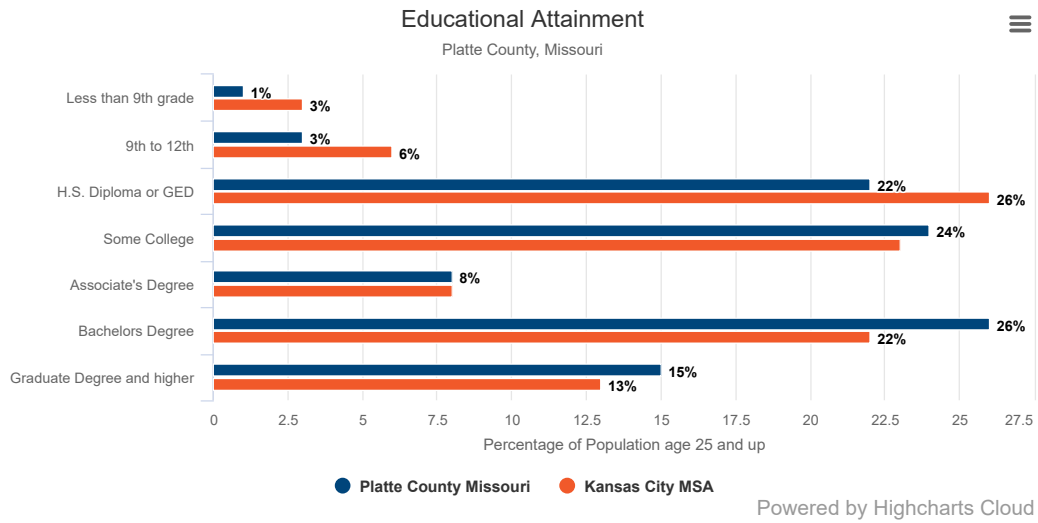
Language Proficiency



Source: American Community Survey, 2015

Educational Attainment

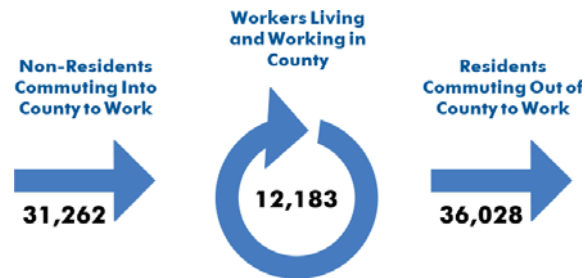
Platte County is one of the most highly educated counties in the Kansas City region. Forty-nine percent of the residents have at least an associate's degree or above.



Source: American Community Survey, 2016

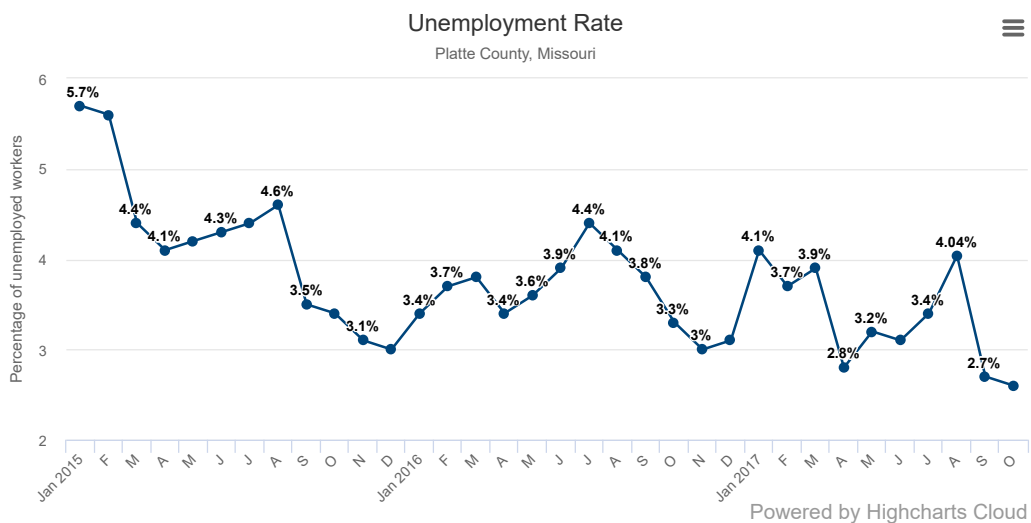
Workforce Commuting Patterns

There are nearly 49,800 jobs in Platte County of those 12,183 are held by residents, an additional 31,262 non-residents commute in to work. While 36,028 residents work outside the county.



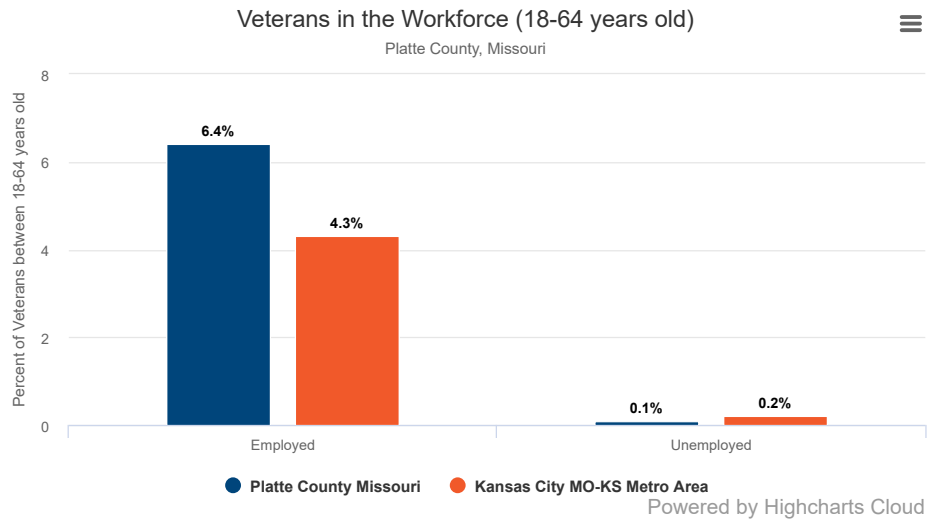
Source: Longitudinal Employer-Household Demographics, 2015

Unemployment Rate



Source: Bureau of Labor Statistics, 2017

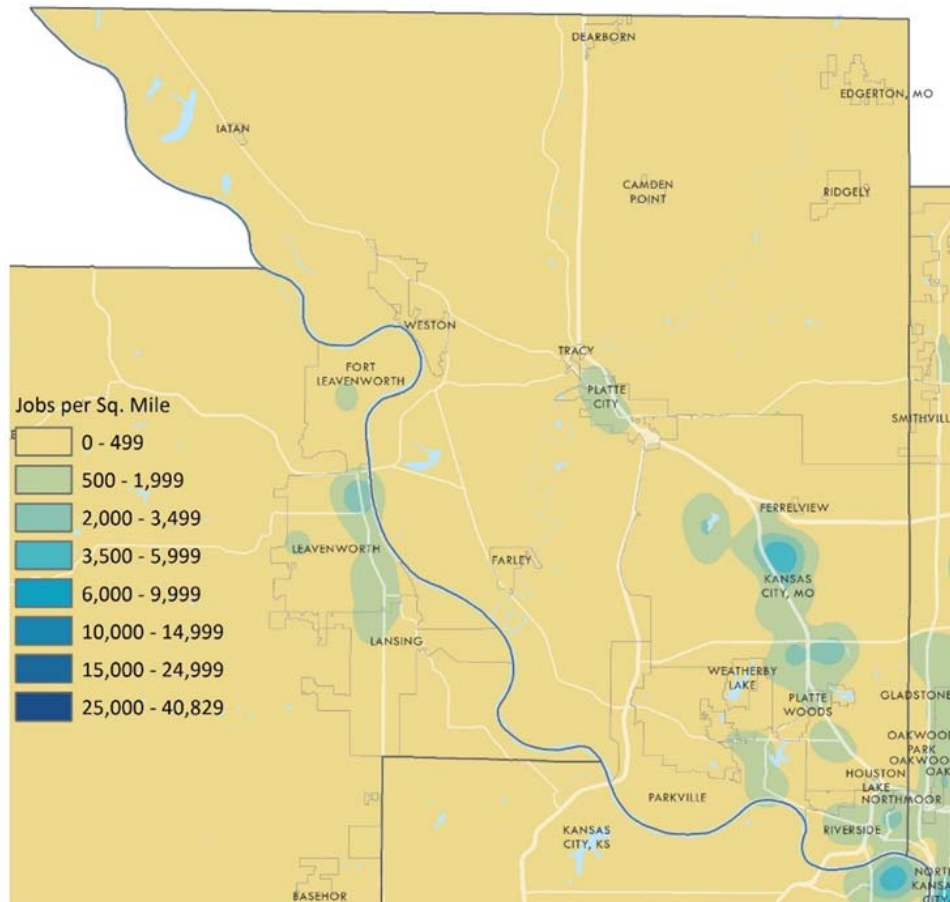
Employment of Veterans



Source: American Community Survey, 2016

Employment Centers

This map shows where large concentrations of employers reside within Platte County.



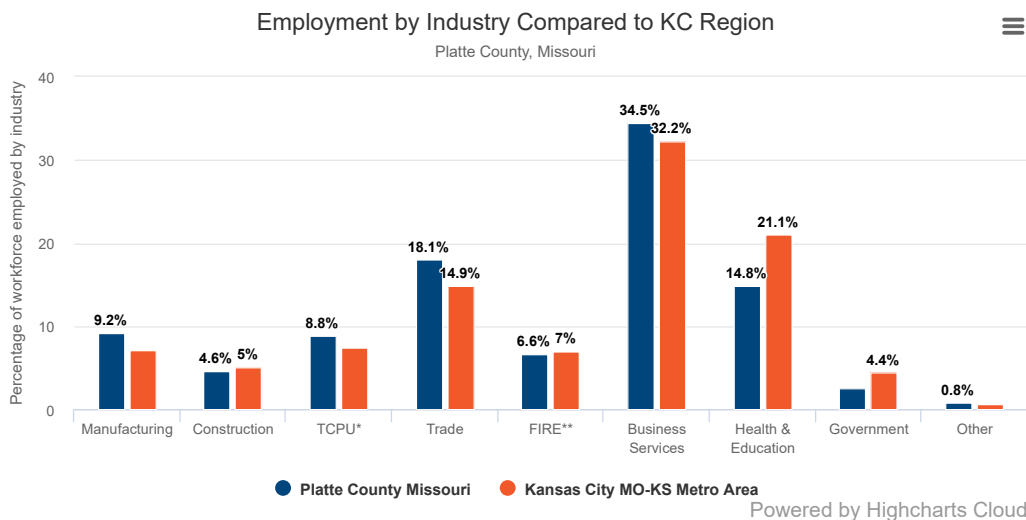
Competitive Industries

Platte County's top 10 competitive industries are listed by their location quotient. A location quotient shows how the county compares in a particular sector to national numbers. A quotient of one means the county has the same percentage of its workers in that industry as the nation. A number below that means the percentage is lower than the national number, and a number greater than one means the county has a higher percentage of workers employed in that sector.

Competitive Industries - 2017

NAICS Code	Description	Location Quotient	Employment
533	Lessors of Nonfinancial Intangible Assets (except Copyrighted Works)	7.27	57
482	Rail Transportation	5.49	375
336	Transportation Equipment Manufacturing	4.76	2,579
488	Support Activities for Transportation	4.08	1,047
481	Air Transportation	3.68	584
312	Beverage and Tobacco Product Manufacturing	3.60	303
492	Couriers and Messengers	2.19	499
532	Rental and Leasing Services	2.08	383
326	Plastics and Rubber Products Manufacturing	1.96	454
326	Wholesale Electronic Markets and Agents and Brokers	1.87	551

Source: JobsEQ, 2017, Q3

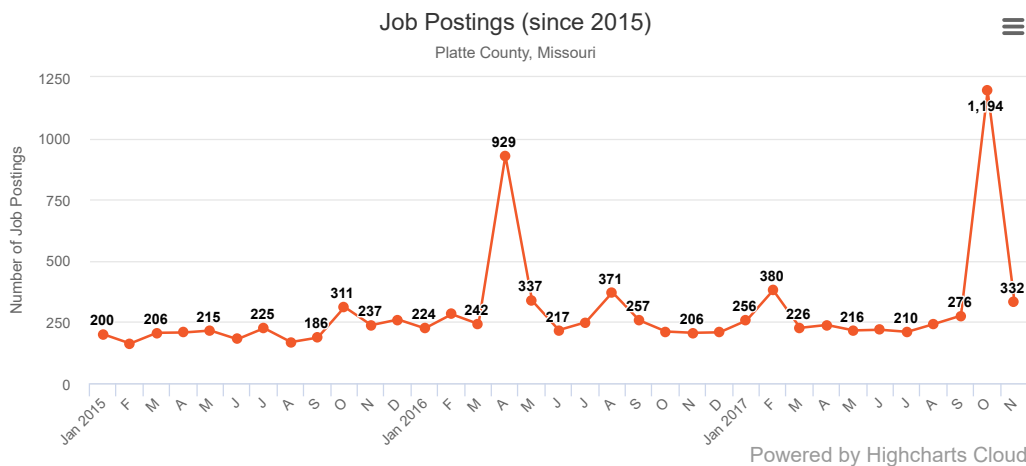


Source: JobsEQ, 2017, Q3

* TCPU - Transportation, communication and public utilities

** FIRE - Finance, insurance and real estate

Hiring Demand Snapshot



Source: Wanted Analytics, 2017

The top occupations, industries and skills below were compiled using WANTED Analytics and span a 90-day period between Sept. 1 and Dec. 11, 2017.

Top 10 Occupations Most in Demand

- Motor Vehicle Operators
- Information and Record Clerks
- Material Recording, Scheduling, Dispatching, and Distributing Workers
- Sales Representatives, Services
- Operations Specialties Managers
- Sales Representatives, Wholesale and Manufacturing
- Health Technologists and Technicians
- Nursing, Psychiatric, and Home Health Aides
- Supervisors of Sales Workers
- Cooks and Food Preparation Workers

Top 10 Industries with Highest Demand

- Outpatient Care Centers
- General Freight Trucking
- Other Support Activities for Transportation
- Office Supplies, Stationery, and Gift Stores
- Civic and Social Organizations
- Investigation and Security Services
- Machinery, Equipment, and Supplies Merchant Wholesalers
- Health and Personal Care Stores
- Grocery and Related Product Merchant Wholesalers
- Nondepository Credit Intermediation

Top 10 Skills

- Freight+
- Owner operator
- Oral and written communication
- Clean Driving Record
- Team-oriented, teamwork
- Tractor-trailers
- Basic computer skills
- Quality Assurance
- Risk Management
- Manual dexterity

Source: Wanted Analytics

**On Dec. 11, 2017, there were
1,335 job postings in Platte
County.**

Source: WANTED Analytics